

Dixon Blowout Prevention Couplings

Application:

- designed specifically for blow-out prevention systems on drilling rigs

Product Offering:

- VEP-BOP Series:
 - thread to connect flush face interchange
 - $\frac{3}{8}$ " to $1\frac{1}{2}$ " in steel
- H-BOP Series:
 - ISO-B interchange
 - $\frac{3}{8}$ " to 1" in steel and 316 stainless
- WS-BOP Series:
 - same reliable Wing coupling you know, new red components
 - $\frac{3}{4}$ " to 2" in steel and 316 stainless

Features:

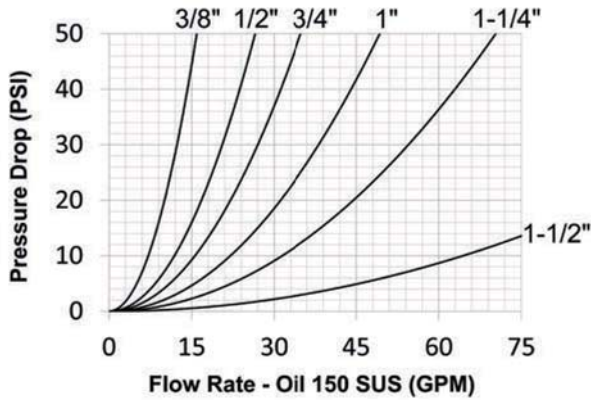
- fire tested and Lloyd's certified to 700°C (1300°F) in accordance with API 16D, certificate available upon request
- certified at a test pressure of 5,000 PSI
- red powder coated components and external seals provide easy BOP approved identification
- critical seals are FKM



VEP-BOP Series Hydraulic Couplings

Interchange Data:

- Stucchi VEP/VEP-HD Series, DNP FSI-BOP Series



Seal Components:

- Blow-out Prevention (BOP) coupling critical seals are severe service FKM
- PTFE Anti-Extrusion ring protects main coupling valve seal from dynamic impulse pressure damage

Materials:

- Machined components are manufactured using solid steel bar stock
- Stainless steel retaining rings and springs maximize corrosion resistance and extend service life
- Steel components are plated using ROHS Compliant Zinc Nickel
- Red powder coated components and external O-rings for easy BOP service identification

- **BOP couplings have been fire tested and Lloyd's certified to 700°C (1300°F) in accordance with API 16D. Certificate available upon request.**
- Use VEP dust caps and dust plugs found on page 123.


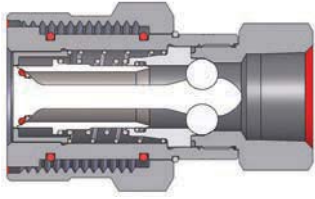
Lloyd's Test Pressure	
Body Size	PSI
3/8"	5,000
1/2"	5,000
3/4"	5,000
1"	5,000
1-1/4"	5,000
1-1/2"	5,000

Rated Pressure Chart:

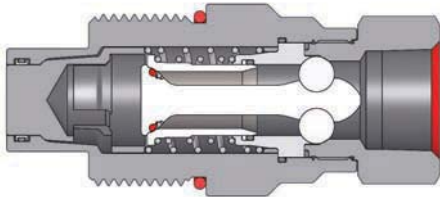
P-BOP Series Interchange																
Body Size	Pressure Rating				Burst Pressure						Max. Pressure Connect		Max. Pressure Disconnect		Rated Flow $\Delta P=21.75\text{psi}$	
	ISO Working		Max. Impulse		Connected		Coupler		Plug		PSI	MPa	PSI	MPa	GPM	L/min
	PSI	MPa	PSI	MPa	PSI	MPa	PSI	MPa	PSI	MPa	PSI	MPa	PSI	MPa		
3/8"	5,500	38	8,000	55	22,000	152	18,000	124	20,000	138	4,500	31	4,500	31	10.5	40
1/2"	5,500	38	8,000	55	22,000	152	18,000	124	20,000	138	4,500	31	4,500	31	17.5	66
3/4"	5,500	38	8,000	55	22,000	152	18,000	124	20,000	138	4,500	31	4,500	31	22.7	85
1"	5,500	38	7,500	52	22,000	152	14,500	100	20,000	138	3,625	25	3,625	25	32.5	123
1-1/4"	5,000	35	7,000	48	20,000	138	14,500	100	16,000	110	3,625	25	3,625	25	46.4	174
1-1/2"	5,000	31	5,800	40	18,000	124	12,000	83	14,500	100	3,000	21	3,000	21	95.0	360

- Contact Dixon™ for availability of other end configuration

VEP-BOP Series Hydraulic Couplings



Body Size	VEP-BOP Series Blowout Prevention Safety Coupler (Female Threads)											
	Part Detail				Length		Maximum OD		Hex mm	Weight Lb	Package Qty	
	Part Number	Threads	Material		Inch	mm	Inch	mm			Bag	Box
3/8"	3VEPF3-BOP	3/8" - 18 NPTF	steel		2.55	64.8	1.62	41.1	25	0.63	-	20
1/2"	4VEPF4-BOP	1/2" - 14 NPTF	steel		3.08	78.2	1.98	50.3	30	1.36	-	15
3/4"	6VEPF6-BOP	3/4" - 14 NPTF	steel		3.37	85.6	2.19	55.6	38	1.70	-	1
1"	8VEPF8-BOP	1" - 11 1/2 NPTF	steel		3.89	98.8	2.46	62.5	44	2.44	-	1
1-1/4"	10VEPF10-BOP	1-1/4" - 11 1/2 NPTF	steel		4.40	111.8	2.70	68.6	55	3.76	-	1
1-1/2"	12VEPF12-BOP	1-1/2" - 11 1/2 NPTF	steel		5.28	134.1	3.74	95.0	63	9.09	-	1

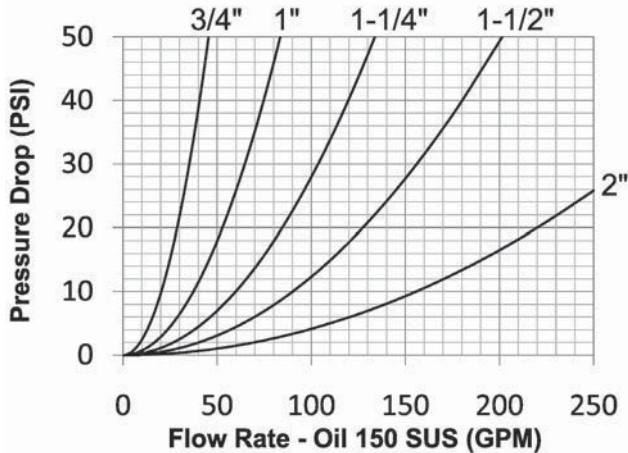


Body Size	VEP-BOP Series Blowout Prevention Safety Nipple (Female Threads)											
	Part Detail				Length		Maximum OD		Hex mm	Weight Lb	Package Qty	
	Part Number	Threads	Material		Inch	mm	Inch	mm			Bag	Box
3/8"	VEP3F3-BOP	3/8" - 18 NPTF	steel		3.28	83.3	1.48	37.6	25	0.76	-	20
1/2"	VEP4F4-BOP	1/2" - 14 NPTF	steel		3.87	98.3	1.86	47.2	30	1.30	-	10
3/4"	VEP6F6-BOP	3/4" - 14 NPTF	steel		4.12	104.6	1.98	50.3	38	1.84	-	1
1"	VEP8F8-BOP	1" - 11 1/2 NPTF	steel		4.95	125.7	2.20	55.9	44	2.65	-	1
1-1/4"	VEP10F10-BOP	1-1/4" - 11 1/2 NPTF	steel		5.43	137.9	2.73	69.3	55	3.18	-	1
1-1/2"	VEP12F12-BOP	1-1/2" - 11 1/2 NPTF	steel		6.63	164.4	3.74	95.0	63	9.02	-	1

WS-BOP Series Hydraulic Couplings

Interchange Data:

- Snap-Tite 75-Series, DNP VFF-HD BOP Series



Seal Components:

- Blow-out Prevention (BOP) couplings contain severe service FKM seals
- PTFE Anti-Extrusion ring protects main coupling valve seal from dynamic impulse pressure damage
- Main valve seal is "housed" to improve seal integrity during pressurized connection/disconnection

Materials:

- Machined components are manufactured using solid steel or 316 stainless steel bar stock.
- Stainless steel retaining rings, and springs maximize corrosion resistance and extend service life.
- Steel componentry is plated using ROHS Compliant Zinc Nickel.
- Rugged high-strength steel wing nut for threaded connect and disconnect operation.
- 316 stainless steel nipple connection-threads are coated to prevent galling during connection/disconnection.
- Red powder coated coupler wing-nut and external nipple O-ring for easy BOP service identification

- **BOP couplings have been fire tested and Lloyd's certified to 700°C (1300°F) in accordance with API 16D. Certificate available upon request.**
- Use WS dust caps and dust plugs found on page 132.

Rated Pressure Chart:

Body Size	S-BOP Series High Pressure Single Style Interchange (Connected)							
	Steel Coupler/Plug				316 SS Coupler/Plug			
	Maximum Working		Burst		Maximum Working		Burst	
	PSI	Bar	PSI	Bar	PSI	Bar	PSI	Bar
3/4"	5,000	345	32,800	2,200	5,000	345	20,000	1,400
1"	5,000	345	25,100	1,700	5,000	345	20,000	1,400
1-1/4"	5,000	345	25,100	1,700	5,000	345	15,000	1,000
1-1/2"	5,000	345	20,000	1,400	5,000	345	15,000	1,000
2"	5,000	345	15,000	1,000	5,000	345	15,000	1,000

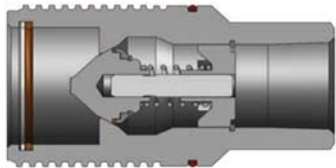
Technical Specifications:

Body Size	Functional Parameters					Lloyd's Test Pressure
	Locking Mechanism	Air Inclusion	Fluid Loss	Vacuum Inch HG	Flow $\Delta P = 30 \text{ PSI}$	PSI
3/4"	Threaded	10cc	10cc	27.4	35 GPM	5,000
1"	Threaded	23cc	15cc	27.4	65 GPM	5,000
1-1/4"	Threaded	50cc	30cc	27.4	105 GPM	5,000
1-1/2"	Threaded	100cc	60cc	27.4	160 GPM	5,000
2"	Threaded	200cc	135cc	27.4	270 GPM	5,000

WS-BOP Series Hydraulic Couplings



Body Size	WS-BOP Series Blowout Prevention Safety Coupler (Female Threads)											
	Part Detail				Length		Maximum OD		Hex Inch	Weight Lb	Package Qty	
	Part Number	Threads	Material		Inch	mm	Inch	mm			Bag	Box
3/4"	6WSF4-BOP	1/2" - 14 NPTF	steel		2.76	70.1	3.23	82.0	-	1.86	-	5
3/4"	6WSF6-BOP	3/4" - 14 NPTF	steel		2.76	70.1	3.23	82.0	-	1.80	-	5
3/4"	6WSF6-SS-BOP	3/4" - 14 NPTF	316 stainless		2.76	70.1	3.23	82.0	-	1.80	-	5
1"	8WSF8-BOP	1" - 11 1/2 NPTF	steel		3.45	87.6	4.00	101.6	-	3.30	-	5
1"	8WSF8-SS-BOP	1" - 11 1/2 NPTF	316 stainless		3.45	87.6	4.00	101.6	-	3.30	-	5
1-1/4"	10WSF10-BOP	1-1/4" - 11 1/2 NPTF	steel		4.40	111.8	4.65	118.1	-	5.70	-	1
1-1/4"	10WSF10-SS-BOP	1-1/4" - 11 1/2 NPTF	316 stainless		4.40	111.8	4.65	118.1	-	5.70	-	1
1-1/2"	12WSF12-BOP	1-1/2" - 11 1/2 NPTF	steel		5.13	130.3	5.43	137.9	-	8.90	-	1
1-1/2"	12WSF12-SS-BOP	1-1/2" - 11 1/2 NPTF	316 stainless		5.13	130.3	5.43	137.9	-	8.90	-	1
2"	16WSF16-BOP	2" - 11 1/2 NPTF	steel		6.09	154.7	6.73	170.9	-	17.10	-	1
2"	16WSF16-SS-BOP	2" - 11 1/2 NPTF	316 stainless		6.09	154.7	6.73	170.9	-	17.10	-	1

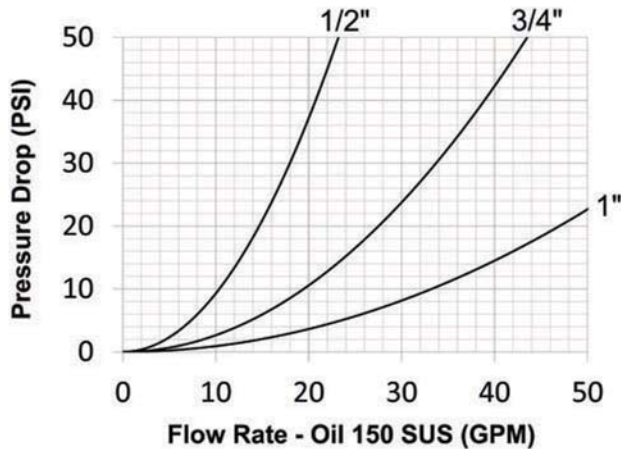


Body Size	WS-BOP Series Blowout Prevention Safety Nipple (Female Threads)											
	Part Detail				Length		Maximum OD		Hex Inch	Weight Lb	Package Qty	
	Part Number	Threads	Material		Inch	mm	Inch	mm			Bag	Box
3/4"	WS6F4-BOP	1/2" - 14 NPTF	steel		3.27	83.1	1.74	44.2	-	1.23	-	5
3/4"	WS6F6-BOP	3/4" - 14 NPTF	steel		3.27	83.1	1.74	44.2	-	1.20	-	5
3/4"	WS6F6-SS-BOP	3/4" - 14 NPTF	316 stainless		3.27	83.1	1.74	44.2	-	1.20	-	5
1"	WS8F8-BOP	1" - 11 1/2 NPTF	steel		4.18	106.2	2.25	57.2	-	2.50	-	5
1"	WS8F8-SS-BOP	1" - 11 1/2 NPTF	316 stainless		4.18	106.2	2.25	57.2	-	2.50	-	5
1-1/4"	WS10F10-BOP	1-1/4" - 11 1/2 NPTF	steel		5.38	136.7	2.63	66.8	-	4.10	-	1
1-1/4"	WS10F10-SS-BOP	1-1/4" - 11 1/2 NPTF	316 stainless		5.38	136.7	2.63	66.8	-	4.10	-	1
1-1/2"	WS12F12-BOP	1-1/2" - 11 1/2 NPTF	steel		5.98	151.9	3.25	82.6	-	6.90	-	1
1-1/2"	WS12F12-SS-BOP	1-1/2" - 11 1/2 NPTF	316 stainless		5.98	151.9	3.25	82.6	-	6.90	-	1
2"	WS16F16-BOP	2" - 11 1/2 NPTF	steel		7.05	179.1	4.00	101.6	-	12.50	-	1
2"	WS16F16-SS-BOP	2" - 11 1/2 NPTF	316 stainless		7.05	179.1	4.00	101.6	-	12.50	-	1

H-BOP Series Hydraulic Couplings

Interchange Data:

- Eaton/Hansen HKFR-Series, DNP HNV-BOP Series
- Interchangeable to ISO7241 Series B



Seal Components:

- Blow-out Prevention (BOP) couplings contain severe service FKM seals
- PTFE Anti-Extrusion ring protects main coupling body seal from dynamic impulse pressure damage
- Coupler has redundant O-ring sealing system
- Valve seals are crimped in place to maintain integrity during excessive flow conditions and pressurized connections

Materials:

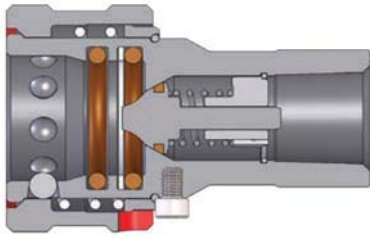
- Machined components are manufactured using solid steel or 316 stainless steel bar stock.
- Stainless steel balls, retaining rings, and springs maximize corrosion resistance and extend service life.
- Steel componentry is plated using ROHS Compliant Trivalent Chrome.
- Steel coupler sleeves are hardened to resist deformation and maximize service life.
- Steel nipples are hardened to provide heavy duty performance and resist brinelling.
- Red powder coated coupler sleeve and nipple hex for easy BOP service identification
- Locking sleeve is standard

- **BOP couplings have been fire tested and Lloyd's certified to 700°C (1300°F) in accordance with API 16D. Certificate available upon request.**
- Use H-Series dust caps and dust plugs found on pages 67 and 68.

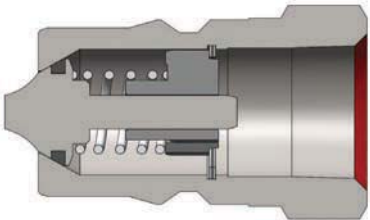
Rated Pressure Chart:

Body Size	H-BOP-Series Blowout Prevention Safety Interchange									
	Steel Coupler/Plug				316 SS Coupler/Plug				Lloyd's Test Pressure	Flow $\Delta P = 22 \text{ PSI}$
	Maximum Working		Burst		Maximum Working		Burst			
	PSI	Bar	PSI	Bar	PSI	Bar	PSI	Bar		
3/8"	5,000	345	16,500	1,150	5,000	345	21,500	1,450	5,000	12 GPM
1/2"	5,000	345	16,000	1,100	5,000	345	22,000	1,500	5,000	15 GPM
3/4"	5,000	345	16,500	1,150	5,000	345	21,500	1,450	5,000	29 GPM
1"	5,000	345	16,000	1,100	5,000	345	15,000	1,000	5,000	50 GPM

H-BOP Series Hydraulic Couplings



Body Size	H-BOP Series Blowout Prevention Safety Coupler (Female Threads)											
	Part Detail				Length		Maximum OD		Hex mm	Weight Lb	Package Qty	
	Part Number	Threads	Material		Inch	mm	Inch	mm			Bag	Box
3/8" NEW	3HF3-BOP	3/8" - 18 NPTF	steel		2.50	63.5	1.41	35.8	7/8"	0.40	-	25
3/8" NEW	3HF3-SS-BOP	3/8" - 18 NPTF	316 stainless		2.50	63.5	1.41	35.8	7/8"	0.40	-	25
1/2"	4HF4-BOP	1/2" - 14 NPTF	steel		2.86	72.6	1.86	47.2	1-5/16"	0.73	-	25
1/2"	4HF4-SS-BOP	1/2" - 14 NPTF	316 stainless		2.86	72.6	1.86	47.2	1-5/16"	0.76		25
3/4"	6HF6-BOP	3/4" - 14 NPTF	steel		3.55	90.2	2.22	56.4	1-5/16"	1.30	-	10
3/4"	6HF6-SS-BOP	3/4" - 14 NPTF	316 stainless		3.55	90.2	2.22	56.4	1-5/16"	1.33		10
1"	8HF8-BOP	1" - 11 1/2 NPTF	steel		4.13	104.9	2.49	63.2	1-5/8"	1.95	-	10
1"	8HF8-SS-BOP	1" - 11 1/2 NPTF	316 stainless		4.13	104.9	2.49	63.2	1-5/8"	1.95		10



Body Size	H-BOP Series Blowout Prevention Safety Nipple (Female Threads)											
	Part Detail				Length		Maximum OD		Hex mm	Weight Lb	Package Qty	
	Part Number	Threads	Material		Inch	mm	Inch	mm			Bag	Box
3/8" NEW	H3F3-BOP	3/8" - 18 NPTF	steel		1.53	38.9	0.96	24.4	7/8"	0.12	-	25
3/8" NEW	H3F3-SS-BOP	3/8" - 18 NPTF	316 stainless		1.53	38.9	0.96	24.4	7/8"	0.12	-	25
1/2"	H4F4-BOP	1/2" - 14 NPTF	steel		1.94	49.3	1.17	29.7	1-1/16"	0.24	-	25
1/2"	H4F4-SS-BOP	1/2" - 14 NPTF	316 stainless		1.94	49.3	1.17	29.7	1-1/16"	0.24		25
3/4"	H6F6-BOP	3/4" - 14 NPTF	steel		2.41	61.2	1.44	36.6	1-5/16"	0.46	-	10
3/4"	H6F6-SS-BOP	3/4" - 14 NPTF	316 stainless		2.41	61.2	1.44	36.6	1-5/16"	0.46		10
1"	H8F8-BOP	1" - 11 1/2 NPTF	steel		2.87	72.9	1.79	45.5	1-5/8"	0.76	-	10
1"	H8F8-SS-BOP	1" - 11 1/2 NPTF	316 stainless		2.87	72.9	1.79	45.5	1-5/8"	0.76		10